



**TROI™**

# RX-101

## Micro Boltable Ceramic Tag



### CONTENTS

1	PRODUCT DESCRIPTION .....	2
1.1	Specifications.....	2
1.2	Dimensions .....	3
1.3	Read Range.....	4
1.4	Environmental Specifications .....	4
1.5	Supported Services.....	5
1.6	Possible Applications .....	5
2	INSTALLATION INSTRUCTIONS AND PICTURES.....	5
3	CONTACTING TROI LLC .....	8



# RX-101



## TROI™ Micro Boltable Ceramic Tag

### 1 PRODUCT DESCRIPTION

The patent-pending **TROI RX-101** Micro Boltable Ceramic RFID tag provides automatic identification and tracking capabilities never-before available in such a unique package designed for rugged or hazardous use-areas.

The ceramic tag is designed to be mounted to any metallic surface by simply using an existing mounting bolt and screwing it down. It can withstand unprecedented high temperature (consistent temperatures of 100 degrees Centigrade), high pressure and severe environmental conditions.

#### 1.1 SPECIFICATIONS

<b>Device type</b>	Passive RFID tag
<b>Air interface protocol</b>	<b>UHF:</b> EPCGlobal Class1Gen2 / ISO/IEC 18000-6C
<b>Operational frequency</b>	<b>Standard:</b> UHF 865-869 MHz (EU), 902-928 MHz (US)
<b>IC options - UHF</b>	<b>Standard:</b> Alien Higgs 3 (others on request) Optional: EM, Fujitsu, Impinj, NXP (others on request)
<b>EPC memory - UHF</b>	<b>Standard:</b> 128 bit Optional: Up to 240 bit
<b>EPC memory content</b>	Unique 96-bit number encoded
<b>Extended memory - UHF</b>	<b>Standard:</b> 512 bit
<b>TID - UHF</b>	Factory-programmed, non-changeable, unique 64-bit ID.
<b>Size</b>	Length: 50.8 mm (2 inch) Width: 12.7 mm (0.5 inch) Height: 6.35 mm (0.25 inch)
<b>Read range - UHF</b>	Real-world: 1 – 2 meters Lab environment: 7 meters
<b>Tag material</b>	HIX polyolefin
<b>Applicable surfaces</b>	Any metallic material
<b>Product RoHS compliant?</b>	Yes
<b>Standards compliancy</b>	ATEX-compliant

*Balance of page left blank*



# RX-101

TROI™

## Micro Boltable Ceramic Tag




### 1.2 DIMENSIONS

Length: 50.8 mm (2 inches)

Width: 12.7 mm (0.5 inch)

Height: 6.35 mm (0.25 inch)


#### PLAN VIEW



### Micro Boltable Eyelet Tag Options

Standard eyelets currently available:

- 9.525 mm ( $3/8$  inch) inside diameter - red
- 6.35 mm ( $1/4$  inch) inside diameter - black
- 4.7625 mm ( $3/16$  inch) inside diameter - red





# RX-101

TROI™

## Micro Boltable Ceramic Tag



### 1.3 READ RANGE

	UHF max read-range on metal with 4W EIRP
<b>RX-101</b> (915 MHz)	660.4 cm / 260 inches (6.63 m / 21.75 feet)

The read range listed above was obtained from a lab test environment. Actual test results may be different. Testing in actual use environments is strongly recommended.

### 1.4 ENVIRONMENTAL SPECIFICATIONS

<b>Operating temperature</b>	-50°C (-50°F) to +100°C* (212°F)
<b>Temperature Cycling Test</b>	-25°C to +85°C continuous for 7 days
<b>IP classification</b>	IP69K
<b>Weather resistance</b>	Excellent, including UV-resistance and sea water immersion
<b>Chemical resistance</b>	No physical or performance changes in: <ul style="list-style-type: none"> <li>- Salt water</li> <li>- NaOH (depending on concentration)</li> <li>- Sulfuric acid (depending on concentration)</li> <li>- Motor oil (tested in 168 hour exposure)</li> </ul> Generally good against: <ul style="list-style-type: none"> <li>- Most solvents</li> <li>- Most acids and bases</li> </ul>

\* **NOTE:** The RFID tag will not be functional if the tag is left at the maximum indicated temperatures such that the internal soak temperature exceeds +80 deg C. The RFID tag itself will (resume) function between -50 deg C and +80 deg C.

*Balance of page left blank*



# RX-101

TROI™

## Micro Boltable Ceramic Tag



### 1.5 SUPPORTED SERVICES

- Tag pre-encoding

For further details, please contact **TROI LLC**.


### 1.6 POSSIBLE APPLICATIONS

**Metal surfaces**

<b>Metal surfaces</b>	Metal returnable containers, metal canisters, metal pallets, metal pipes, high value metal items, aerospace applications, military applications, etc.
-----------------------	---

## 2 INSTALLATION INSTRUCTIONS AND PICTURES

Remove an existing mounting bolt, screw or nut, place the micro boltable eyelet tag and replace the nut, screw or bolt – done!





TROI™

# RX-101

## Micro Boltable Ceramic Tag








# RX-101

## TROIR™ Micro Boltable Ceramic Tag



Another way to mount the tag is to tie-wrap it to the part.



*Balance of page left blank*



# RX-101

**TROI™**

## Micro Boltable Ceramic Tag



### 3 CONTACTING TROI LLC

For additional information and technical support contact:

**TROI LLC**

311 Drury Lane  
Mauldin SC 29662  
PH: 864-228-9096

pat@troirfid.com  
www.troirfid.com

#### ADVISORY

Although any information, recommendations, or advice contained herein is given in good faith, TROI LLC makes no warranty or guarantee, express or implied, (i) that the results described herein will be obtained under end-use conditions, or (ii) as to the effectiveness or safety of any design incorporating its products, materials, services, recommendations or advice. Except as provided in TROI LLC standard conditions of sale, TROI LLC and its representatives shall in no event be responsible for any loss resulting from any use of its materials, products or services described herein.

---END---