




OK-17

Boltable Ceramic Tag




CONTENTS

1	PRODUCT DESCRIPTION	2
1.1	Specifications.....	2
1.2	Dimensions	3
1.3	Read Range.....	4
1.4	Environmental Specifications	4
1.5	Supported Services.....	5
1.6	Possible Applications	5
2	INSTALLATION INSTRUCTIONS	5
3	CONTACTING TROI LLC	5



OK-17



Boltable Ceramic Tag



1 PRODUCT DESCRIPTION

The patent-pending **TROI OK-17 Boltable Ceramic** RFID tag provides automatic identification and tracking capabilities never-before available in such a unique package designed for rugged or hazardous use-areas.

The high temperature ceramic-molded, bolttable tag is designed to be mounted to any metallic surface by either bolting it to the surface, or using **TROI's AP-1 Adhesive_Paint**. It can withstand unprecedented high temperature (consistent temperatures of 200 degrees Centigrade), high pressure and severe environmental conditions.


1.1 SPECIFICATIONS

Device type	Passive RFID tag
Air interface protocol	UHF: EPCGlobal Class1Gen2 / ISO/IEC 18000-6C
Operational frequency	Standard: UHF (865-869 MHz (EU), 902-928 MHz (US))
IC options - UHF	Standard: Alien Higgs 3 (others on request) Optional: EM, Fujitsu, Impinj, NXP (others on request)
EPC memory - UHF	Standard: 128 bit Optional: Up to 240 bit
EPC memory content	Unique 96-bit number encoded
Extended memory - UHF	Standard: 512 bit
TID - UHF	Factory-programmed, non-changeable, unique 64-bit ID.
Read range - UHF	Real-world: 1 – 2 meters
Size	Length: 50.8 mm Width: 17.85 mm Height: 6.4 mm
Tag material	Ceramic
Tensile strength	2500 psi minimum
Applicable surfaces	Any material
Product RoHS compliant?	Yes
Standards compliancy	ATEX-compliant



OK-17

Boltable Ceramic Tag




1.2 DIMENSIONS

Length 50.8 mm x **Width** 17.85 mm x **Height** 6.4 mm

Hole Diameter 4.3 mm

NOTE: Pictures are not to scale

PLAN VIEW



SIDE VIEW




Balance of page left blank



OK-17

Boltable Ceramic Tag



1.3 READ RANGE

	UHF max read-range on metal with 4W ERP
OK-17 (915 MHz)	660.4 cm / 260 inches (6.63 m / 21.75 feet)

The read range listed above was obtained from a lab test environment. Actual test results may be different. Testing in actual use environments is strongly recommended.

1.4 ENVIRONMENTAL SPECIFICATIONS


Operating temperature	-50°C to +200°C*
Temperature Cycling Test	200 deg C, continuous for 30-days
IP classification	IP68K
Weather resistance	Excellent, including UV-resistance and sea water immersion
Chemical resistance	No physical or performance changes in: <ul style="list-style-type: none"> - Salt water - NaOH (depending on concentration) - Sulfuric acid (depending on concentration) - Motor oil (tested in 168 hour exposure) Generally good against: <ul style="list-style-type: none"> - Most solvents - Most acids and bases

* **NOTE:** The RFID tag will not be functional if it is left at the maximum indicated temperatures such that the internal soak temperature exceeds +80 deg C. The RFID tag itself will (resume) function between -50 deg C and +80 deg C.

Balance of page left blank



OK-17



Boltable Ceramic Tag



1.5 SUPPORTED SERVICES

- Tag pre-encoding

For further details, please contact **TROI LLC**.

1.6 POSSIBLE APPLICATIONS

Metal surfaces	Metal returnable containers, metal canisters, metal pallets, metal pipes, high value metal items, aerospace applications, military applications, etc.
-----------------------	---

2 INSTALLATION INSTRUCTIONS

The OK-17 can be bolted or glued to the surface.

Make sure that the surface that the tag will be mounted to does not have any protrusions, so that when the bolts are tightened, the tag is not broken.

For long term adhesion, use **TROI's AP-1 Adhesive_Paint**: get the datasheet and use as directed.

3 CONTACTING TROI LLC

For additional information and technical support contact:

TROI LLC

1403 Pelham Rd, Greenville SC 29615

USA: +1-864-228-9096

FRANCE: + 33 (0) 6 47 02 81 98

pat@troirfid.com

www.troirfid.com

ADVISORY

Although any information, recommendations, or advice contained herein is given in good faith, **TROI LLC** makes no warranty or guarantee, express or implied, (i) that the results described herein will be obtained under end-use conditions, or (ii) as to the effectiveness or safety of any design incorporating its products, materials, services, recommendations or advice. Except as provided in **TROI LLC** standard conditions of sale, **TROI LLC** and its representatives shall in no event be responsible for any loss resulting from any use of its materials, products or services described herein.