



STI

Screw Tag Insert



CONTENTS

1	PRODUCT DESCRIPTION	2
1.1	Specifications.....	2
1.2	Dimensions	3
1.3	Read Range.....	4
1.4	Environmental Specifications	4
1.5	Supported Services.....	5
1.6	Possible Applications	5
2	INSTALLATION INSTRUCTIONS	5
2.1	Drill And Tap The Mounting Hole	5
2.2	Mount The Tag	6
3	CONTACTING TROI LLC	8



STI

Screw Tag Insert



1 PRODUCT DESCRIPTION

The patent-pending **TROI STI-1 and STI-2** RFID tag designs provide automatic identification and tracking capabilities never-before available in such a unique, tiny plastic package designed for rugged or hazardous use-areas.

The tag is designed to be mounted to any metallic surface by screwing the tag into a threaded hole. It can withstand unprecedented high temperature (consistent temperatures of 200 degrees Centigrade), high pressure and severe environmental conditions.

1.1 SPECIFICATIONS

Device type Passive RFID tag	Standard: UHF (Ultra High Frequency band) Optional: HF (High Frequency band) Optional: LF (Low Frequency band)
Air interface protocol	UHF: EPCGlobal Class1Gen2 / ISO/IEC 18000-6C HF: ISO/IEC 15963, ISO/IEC 14443 LF: ISO/IEC 18000-2
Operational frequency	Standard: UHF 865-869 MHz (EU), 902-928 MHz (US) Optional: LF 125 KHz Optional: HF 13.56 MHz
IC options - UHF	Standard: Alien Higgs 3 (others on request) Optional: EM, Fujitsu, Impinj, NXP (others on request)
EPC memory - UHF	Standard: 128 bit Optional: Up to 240 bit
EPC memory content	Unique 96-bit number encoded
Extended memory - UHF	Standard: 512 bit
HF EEPROM	ISO/IEC 15693, 64 Bit UID; 512 bit & 1024 bit ISO/IEC 14443 A, 7 Byte UID; 512 bit & 1024 bit
LF EEPROM	Standard: 512 bit & 256 bit
TID - UHF	Factory-programmed, non-changeable, unique 64-bit ID.
Read range - UHF	Real-world: 1 – 2 meters Lab environment: 7 meters
Applicable surfaces	Any metallic material
Material	Proprietary high temperature plastic
Weight	STI-1: 0.6 oz; 17 grams STI-2: 0.2 oz; 5.6 grams
Standards compliancy	ISO 17665 – Sterilization of Health Care Products – Moist Steam ISO 11135 - Sterilization of Health Care Products – Ethylene Oxide ATEX-compliant
Product RoHS compliant?	Yes

STI

Screw Tag Insert



1.2 DIMENSIONS

Thread Pitch


STI-1: 36 mm X 4 mm

STI-2: 24 mm X 3 mm

PLAN VIEW

STI-1

STI-2



PROFILE VIEW

STI-1

STI-2





STI Screw Tag Insert



1.3 READ RANGE

	UHF max read-range on metal with 4W ERP
STI-series (915 MHz)	660.4 cm / 260 inches (6.63 m / 21.75 feet)

The read range listed above was obtained from a lab test environment. Actual test results may be different. Testing in actual use environments is strongly recommended.

1.4 ENVIRONMENTAL SPECIFICATIONS

Operating temperature	-50°C to +200°C* -50°F to +392 °F*
Temperature Cycling Test	200 deg C, continuous for 30-days
IP classification	IP68: - Complete protection against dust - Protection against continuous immersion in water (Tested for 5 hours in 1 m [3.3 ft] depth)
Weather resistance	Excellent, including UV-resistance and sea water immersion
Pressure resistance	Embedded RFID tag tested to 30,000 PSI for 30 days
Chemical resistance	No physical or performance changes in: - Salt water - NaOH (depending on concentration) - Sulfuric acid (depending on concentration) - Motor oil (tested in 168 hour exposure) Generally good against: - Most solvents - Most acids and bases

* **NOTE:** The RFID tag will not be functional if it is left at the maximum indicated temperatures such that the internal soak temperature exceeds +80 deg C. The RFID tag itself will function between -50 deg C and +80 deg C.

Balance of page left blank



STI Screw Tag Insert



1.5 SUPPORTED SERVICES

Several options are available:

- Tag pre-encoding
- Laser engraving on tags surface

For further details, please contact **TROI LLC**.



Information has been laser-etched onto the tag.

1.6 POSSIBLE APPLICATIONS

Metal surfaces

Metal returnable containers, metal canisters, metal pallets, metal pipes, high value metal items, aerospace applications, military applications, etc.

2 INSTALLATION INSTRUCTIONS

2.1 DRILL AND TAP THE MOUNTING HOLE

TROI's STI series of tags are designed to be screw-mounted flush with the metal surface.

For the specific tag being mounted, use the correct end mill to drill the appropriate sized hole and then use the correct bottom tap to thread the hole to the appropriate thread and pitch size. See Section 1.2 DIMENSIONS for the details.

The series of pictures, below, show a mounting block and a piece of thick-walled pipe that have been correctly drilled and tapped. For the block, the mounting hole for the **STI-1** is on the left, and the **STI-2** is on the right.





STI Screw Tag Insert



A mounting hole has been end-milled and bottom-tapped into the sidewall of a pipe.

2.2 MOUNT THE TAG

Once the hole has been correctly end-milled and bottom-tapped, it is recommended that a dab of high-temperature silicone be placed on the threads, or at the base of the tag before the tag is screwed into the hole.






STI

Screw Tag Insert




In the pictures below of the block, the **STI-1** is on the left, and the **STI-2** is on the right.

NOTE: TROI's STI-series of tags has been designed with an anti-tamper screw slot so that, once installed, it cannot be backed out.



This perspective shows the **STI-series** tags anti-tamper screw-mount head construction.



This perspective shows the tags mounted flush with the surface of the block.

Balance of page left blank



STI

Screw Tag Insert



Close-up of an **STI** tag mounted into a pipe; notice that the tag is mounted flush to the surface of the pipe. Recessing the tag into the pipe deeper than shown may adversely affect the ability to interrogate the tag.

3 CONTACTING TROI LLC

For additional information and technical support contact:

TROI LLC

311 Drury Lane
Mauldin SC 29662
PH: 864-228-9096

pat@troirfid.com

www.troirfid.com

ADVISORY

Although any information, recommendations, or advice contained herein is given in good faith, TROI LLC makes no warranty or guarantee, express or implied, (i) that the results described herein will be obtained under end-use conditions, or (ii) as to the effectiveness or safety of any design incorporating its products, materials, services, recommendations or advice. Except as provided in TROI LLC standard conditions of sale, TROI LLC and its representatives shall in no event be responsible for any loss resulting from any use of its materials, products or services described herein.

— **END** —